

Operations Report

Union Square Alliance

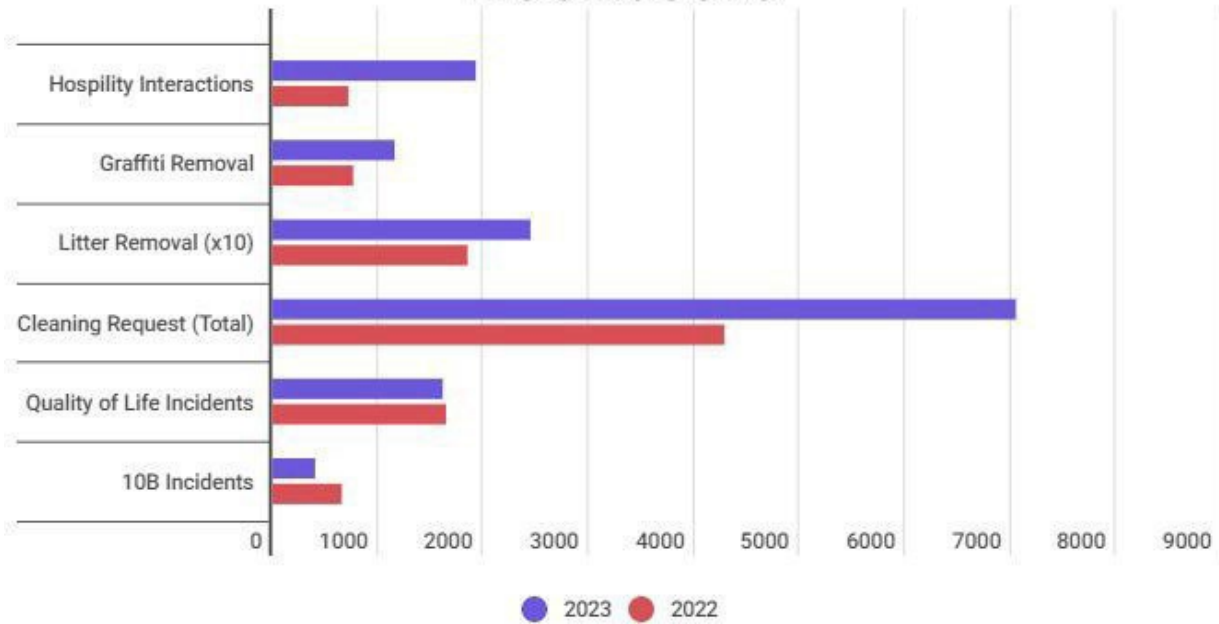
February 2023

**UNION
SQUARE**
ALLIANCE



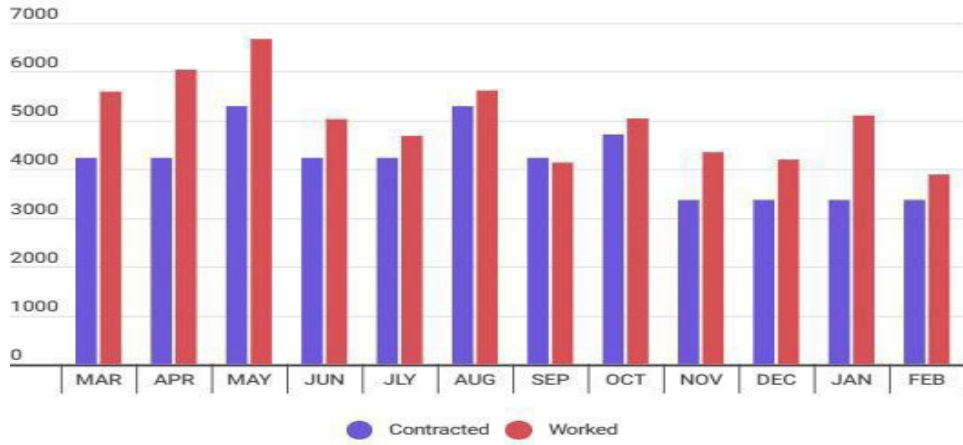
Charted Statistics & Overview

Dashboard

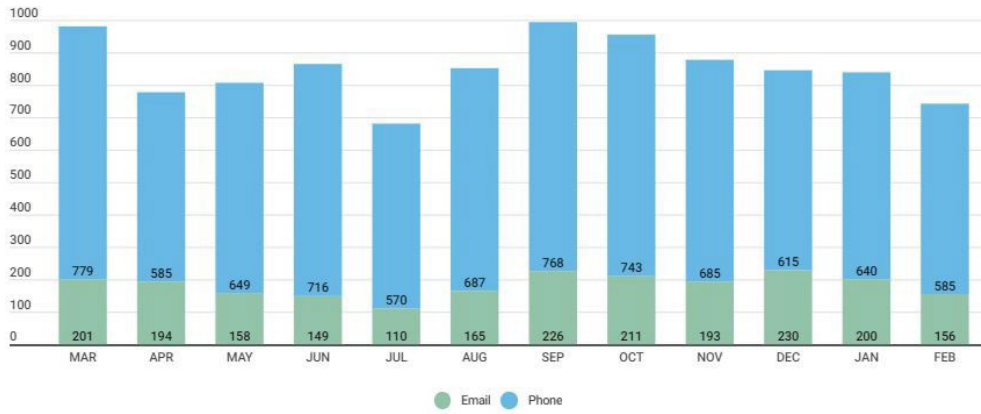


2022	2023	Overview
730	1932	Hospitality Interactions: Increase by 165%.
764	1,166	Graffiti Removal: Increased by 53%.
18,500	24,420	Litter Removal Total (x10): Increased by 32%.
4,289	7,046	Cleaning Requests: Increased by 64%.
1,650	1,610	Quality of Life Calls: Decreased by -2%.
663	406	10B Incidents: Decreased by 39%.

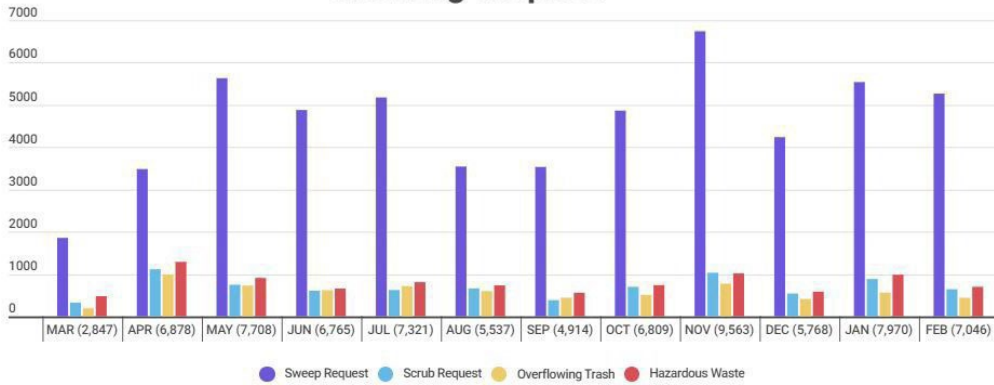
Contracted Hours vs Worked Hours



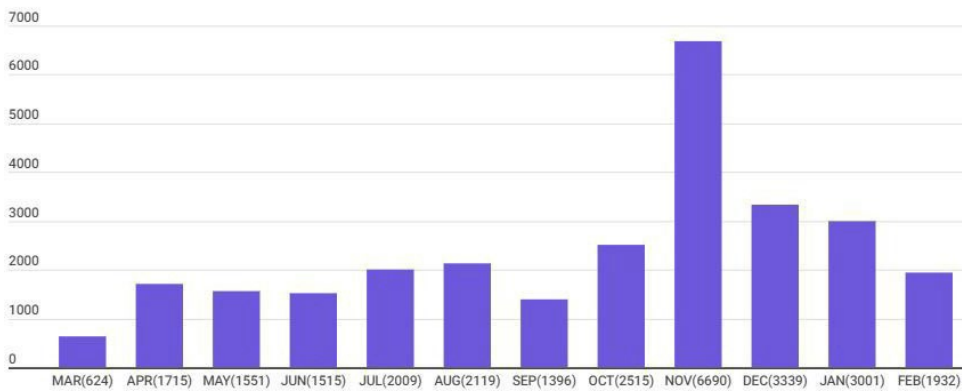
Call for Service by Type



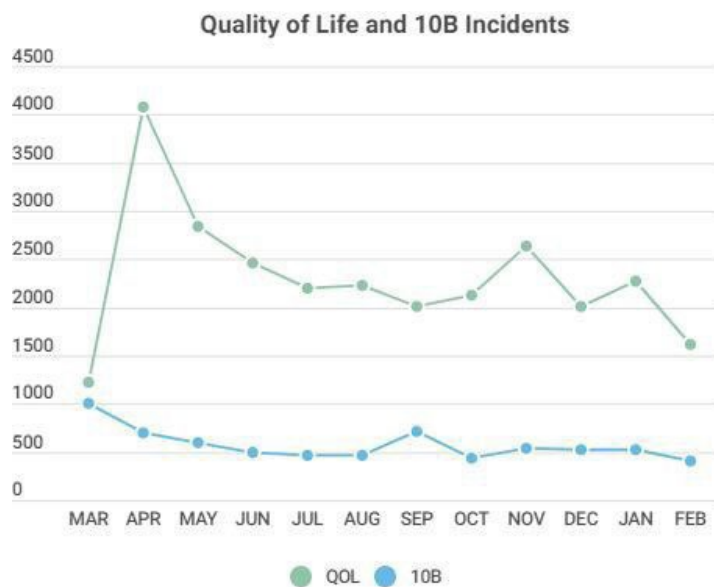
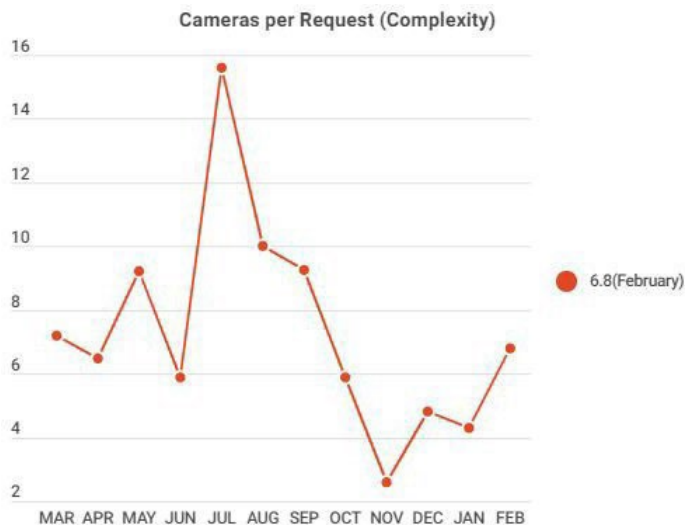
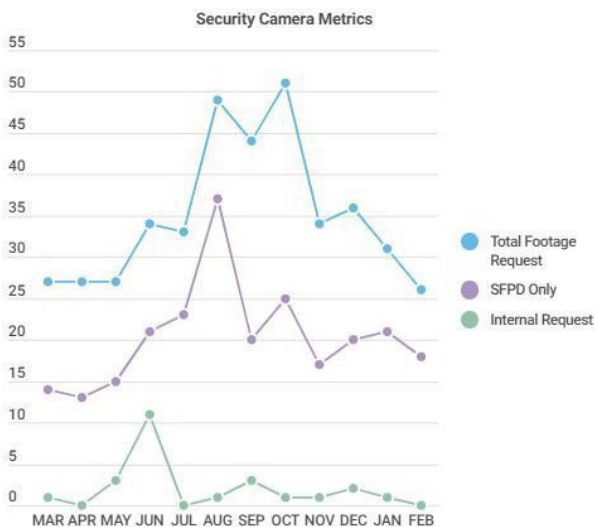
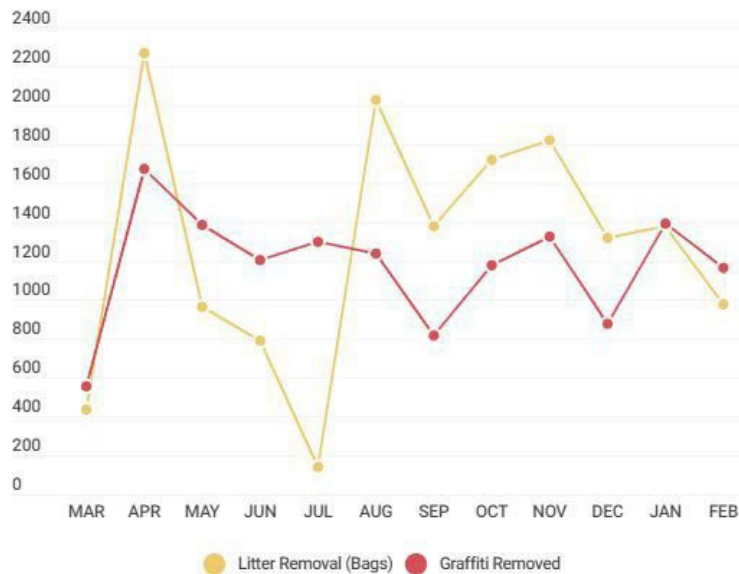
Cleaning Request



Directions - Total



Litter & Graffiti Removal



Statistics and Data

Past 12 months	MAR	APR	MAY	JUN	JUL	AUG	SEP	OCT	NOV	DEC	JAN	FEB	Totals
Directions - Cleaning Ambassadors	360	1,097	920	812	1,045	1,203	669	1763	4,456	2,120	1,994	1316	17,755
Directions - Hospitality Ambassadors	263	596	502	538	727	702	658	694	1,836	745	642	468	8,371
Directions - Safety Ambassadors	1	19	129	165	237	214	69	58	398	474	365	148	2,277
Drunk and Disorderly	178	255	358	382	334	270	232	262	285	178	199	175	3,108
Graffiti Removed - Total	557	1,672	1,386	1,202	1,299	1,237	816	1,176	1,323	877	1,392	1,166	14,103
Hazardous Waste Clean-up (human)	478	1,289	908	657	808	734	557	739	1,015	584	985	698	9,452
Illegal Vending - Observed	118	255	159	1	97	71	61	78	132	328	96	49	1,445
Litter/Debris/Leaf Number of Bags	436	2,266	966	786	140	2,024	1,374	1,716	1,817	1,318	1,379	977	15,199
Litter/Debris/Leaf Weight in pounds	10,900	28,325	24,150	19,650	3,500	50,600	34,350	42,900	45,425	32,950	34,475	24,425	351,650
Mentally Disturbed	169	581	498	394	375	337	353	277	293	206	269	172	3,924
Noise Complaints (Amplified Sound)	0	12	13	14	10	113	107	93	78	55	105	62	662
Overflowing Trashcans Leveled	188	992	729	621	714	599	442	508	775	408	561	440	6,977
Panhandling - Aggressive	69	666	319	255	259	259	205	179	204	119	182	119	2,835
Safety Escorts	20	33	27	37	52	59	38	27	50	12	16	28	399
Safety Hazards - Needles	143	997	440	37	415	600	429	541	737	455	591	458	5,843
Scrub Requests	325	1,114	747	607	623	661	383	698	1,032	539	884	641	8,254
Sit/Lie/Sleep Non-Comply, Police Notified	154	679	354	314	256	234	227	339	447	319	486	356	4,165
Sit/Lie/Sleep; Comply	303	1,295	757	722	466	589	512	632	942	583	683	460	7,944
Sweep Requests	1,856	3,483	5,631	4,880	5,176	3,543	3,532	4,864	6,741	4,237	5,540	5,267	54,750
Trespass/25 MPC	232	328	381	376	403	352	306	272	256	216	258	217	3,597

Highlights

Ambassador of the Month

Congratulations to Teigh Giddens, Block by Block Ambassador of the Month for February 2023. Teigh is dedicated and always does her best to complete job assignments to the best of her ability, meeting and often exceeding Block By Block standards. Teigh has continued to lead by example, always willing to go the extra mile and help whenever needed. We are thrilled to have her as part of our team. Keep up the excellent work Teigh.



New Team Leader

The Clean and Safe team is excited to welcome Lawrence Williams. Lawrence is our newest Team Leader and comes to us with prior community outreach experience, sanitation/district cleaning knowledge, and a desire to contribute toward making a difference in Union Square. Welcome Lawrence, we are all looking forward to working with you.







Legion Corporation Overnight Security Patrol

Narrative Summary

Heading into the month of February, Legion Security team members have remained steadfast on the lookout for quality-of-life issues. With twenty-four hours a day, seven days a week coverage in the district, we are able to combat quality-of-life issues effectively on all three shifts. This has a direct impact on ensuring the area is safer and cleaner for all. Our team members have remained consistent in addressing individuals in violation of sit/lie and no-trespassing laws. As we focus on these areas, we are making storefronts and alcoves free and clear individuals drinking and/or doing drugs in public. In addition to addressing those items, we look to prevent and identify suspicious behavior which may lead to vandalism. We are constantly on the lookout to identify potential burglary threats. Legion security takes great pride in doing our part to ensure the Union Square district is safe and secure for all to enjoy.

Monthly Highlight

On Thursday February 16th, at approximately 0140 hrs., Legion security Officers Acosta and Mam responded to a call from a Union Square Alliance member. This call was regarding individuals attempting to start a fire in front of 865 Market Street. As security arrived, they observed several individuals in front of the building. Legion security asked the individuals to vacate the area and clean up their mess. The subjects complied and left the area without incident.



Trespassing Advisement Before & After



Legion Corporation Overnight Security Patrol


2023	Jan	Feb	Mar	Apr	May	Jun	Jul	Aug	Sep	Oct	Nov	Dec	Total
Aggressive Panhandling	78	66											
Assault	1	7											
Burglary	0	0											
DUI	0	0											
Human Trafficking	0	0											
Illegal Dumping	12	25											
Indecent Exposure	36	39											
Mentally Disturbed	61	44											
Narcotic Use	175	158											
Noise Violation / Disturbing the Peace	9	32											
Open Container	63	41											
Property Damage	9	0											
Public Intoxication	20	32											
Selling w/o Permit	0	0											
Shop Lifting	0	0											
Sit/Lie Violation	238	242											
Theft	0	0											
Threats	3	4											
Traffic or Parking Violations	90	0											
Trespassing	167	168											
Vandalism	16	18											
Miscellaneous (Passing Calls)	2,665	2,687											
Totals:	3,643	3,563											

Before and After Photos

Before



Sutter Street



After



Maiden Lane



Geary Street

