

Operations Report

Union Square Alliance

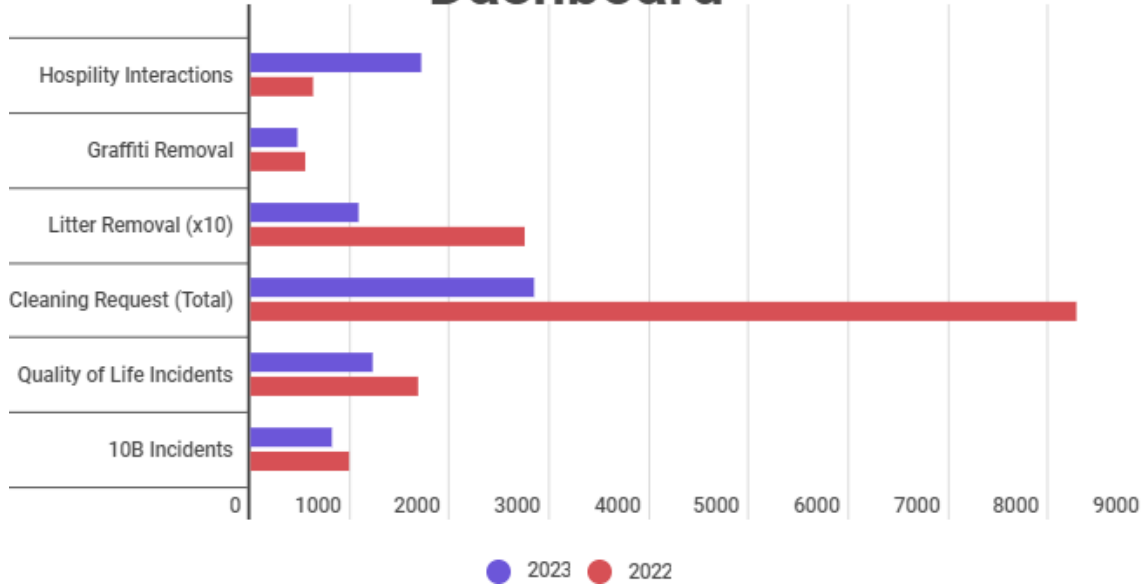
March 2023

**UNION
SQUARE**
ALLIANCE



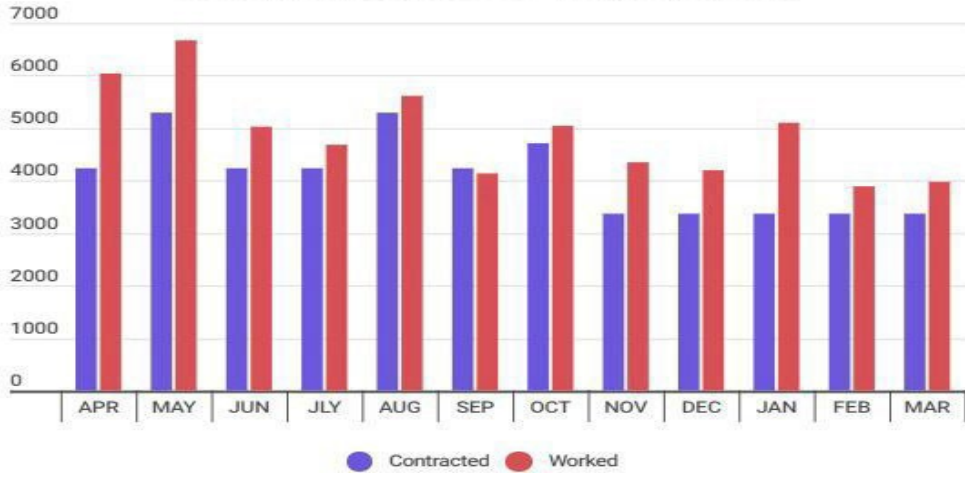
Charted Statistics & Overview

Dashboard

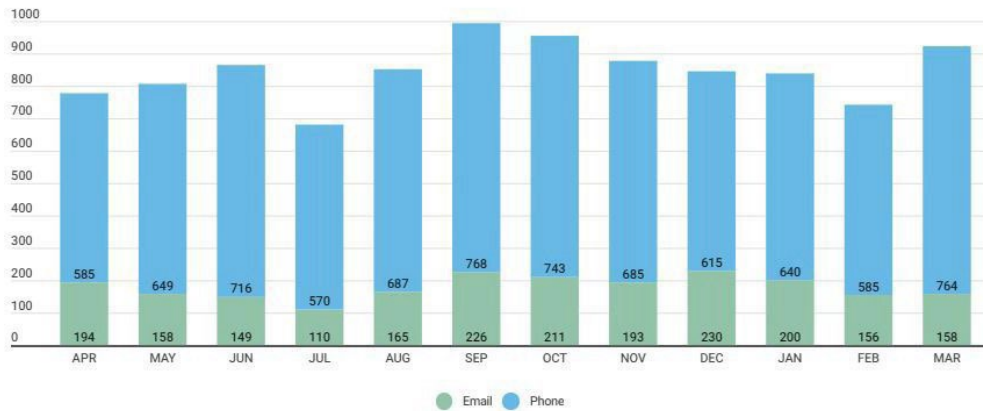


2022	2023	Overview
624	1710	Hospitality Interactions: Increase by 174%.
557	477	Graffiti Removal: Decreased by -14%.
10,900	27,480	Litter Removal Total (x10): Increased by 152%.
2,847	8,270	Cleaning Requests: Increased by 190%.
1,223	1,678	Quality of Life Calls: Increased by 37%.
992	818	10B Incidents: decreased by 18%.

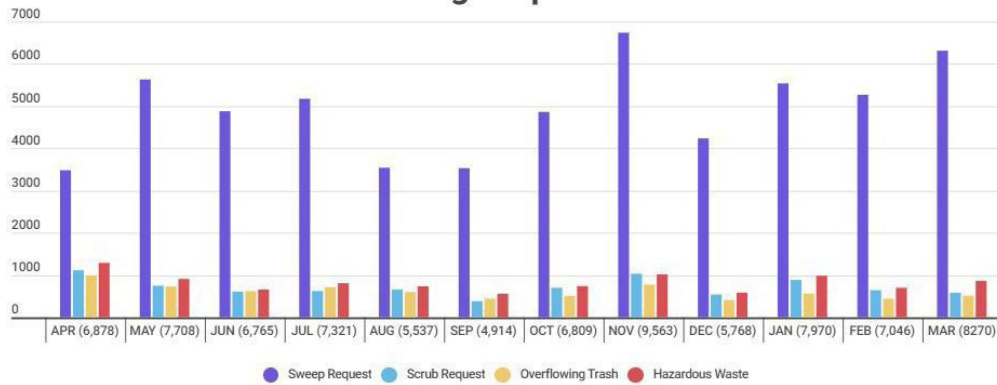
Contracted Hours vs Worked Hours



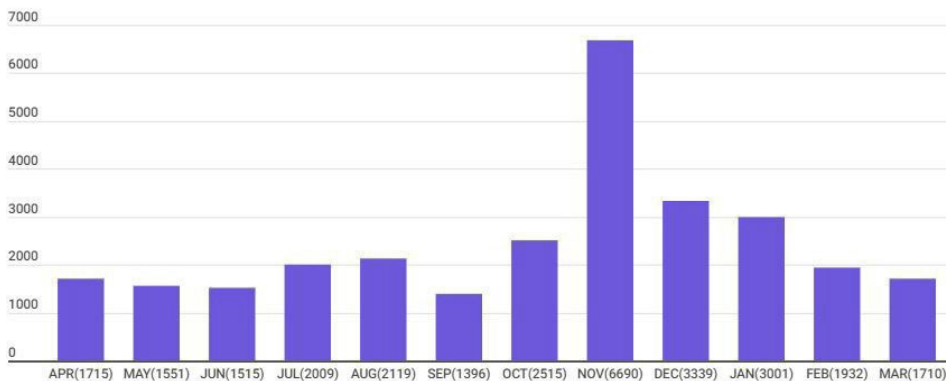
Call for Service by Type



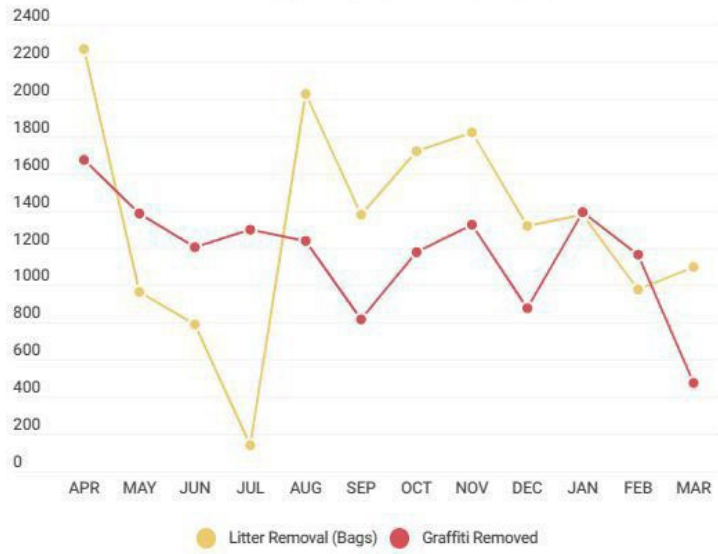
Cleaning Request



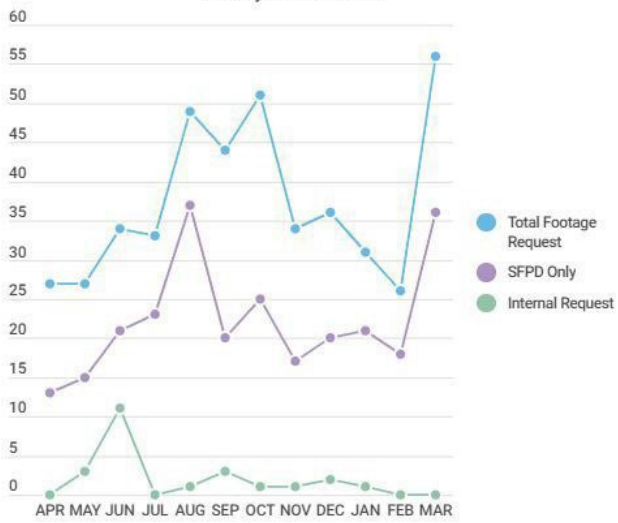
Directions - Total



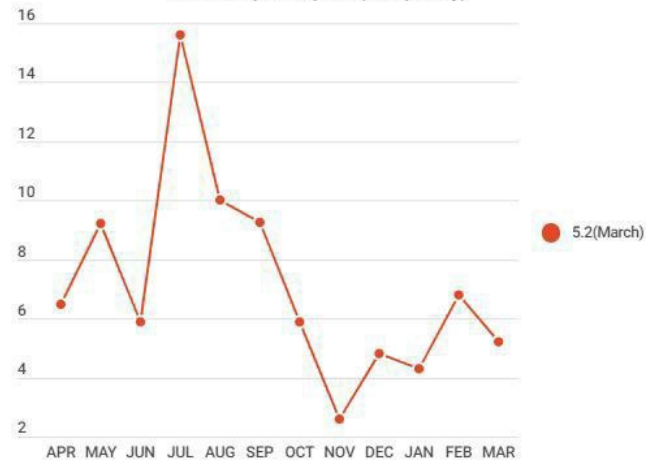
Litter & Graffiti Removal



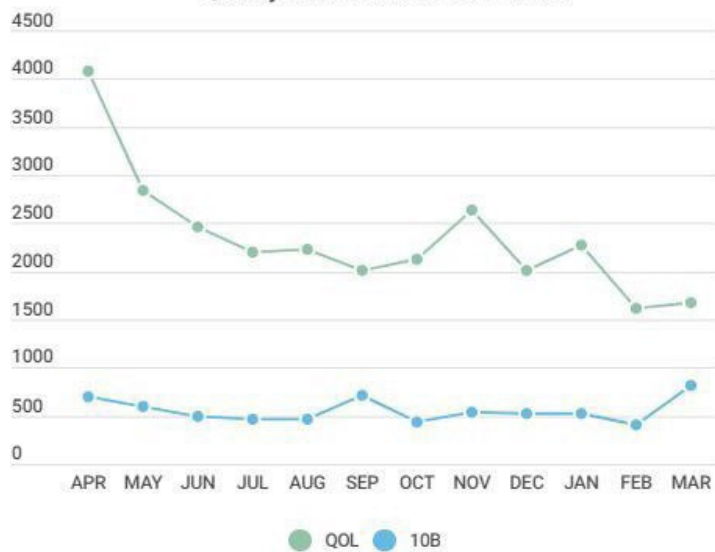
Security Camera Metrics



Cameras per Request (Complexity)



Quality of Life and 10B Incidents



Statistics and Data

Past 12 months	APR	MAY	JUN	JUL	AUG	SEP	OCT	NOV	DEC	JAN	FEB	MAR	Totals
Directions - Cleaning Ambassadors	1,097	920	812	1,045	1,203	669	1763	4,456	2,120	1,994	1316	1460	18,855
Directions- Hospitality Ambassadors	596	502	538	727	702	658	694	1,836	745	642	468	247	8,355
Directions - Safety Ambassadors	19	129	165	237	214	69	58	398	474	365	148	3	2,279
Drunk and Disorderly	255	358	382	334	270	232	262	285	178	199	175	210	3,140
Graffiti Removed - Total	1,672	1,386	1,202	1,299	1,237	816	1,176	1,323	877	1,392	1,166	477	14,023
Hazardous Waste Clean-up (human)	1,289	908	657	808	734	557	739	1,015	584	985	698	861	9,835
Illegal Vending - Observed	255	159	1	97	71	61	78	132	328	96	49	25	1,352
Litter/Debris/Leaf Number of Bags	2,266	966	786	140	2,024	1,374	1,716	1,817	1,318	1,379	977	1099	15,862
Litter/Debris/Leaf Weight in pounds	28,325	24,150	19,650	3,500	50,600	34,350	42,900	45,425	32,950	34,475	24,425	27,475	368,225
Mentally Disturbed	581	498	394	375	337	353	277	293	206	269	172	174	3,929
Noise Complaints (Amplified Sound)	12	13	14	10	113	107	93	78	55	105	62	70	732
Overflowing Trashcans Leveled	992	729	621	714	599	442	508	775	408	561	440	511	7,300
Panhandling - Aggressive	666	319	255	259	259	205	179	204	119	182	119	122	2,888
Safety Escorts	33	27	37	52	59	38	27	50	12	16	28	29	408
Safety Hazards - Needles	997	440	37	415	600	429	541	737	455	591	458	540	6,240
Scrub Requests	1,114	747	607	623	661	383	698	1,032	539	884	641	583	8,512
Sit/Lie/Sleep Non-Comply, Police Notified	679	354	314	256	234	227	339	447	319	486	356	391	4,402
Sit/Lie/Sleep; Comply	1,295	757	722	466	589	512	632	942	583	683	460	466	8,107
Sweep Requests	3,483	5,631	4,880	5,176	3543	3,532	4,864	6,741	4237	5,540	5,267	6,315	59,209
Trespass/25 MPC	328	381	376	403	352	306	272	256	216	258	217	220	3,585

Highlights

Ambassador of the Month

Congratulations to Pressure Wash Ambassador William Alvarado, who is our Ambassador of the Month for March 2023. William joined the BBB Team in October of 2022, just six short months ago, however, he has really acclimated to our daytime pressure wash program and contributed a great deal to our ongoing efforts in superseding expected service levels. His great attendance and work ethic made him the obvious choice for AOTM. Thanks for all you do, keep up the great work William.



Nacho Average Ambassador

Our Block by Block ambassadors enjoyed a much-deserved snack break Thursday, March 30th, to celebrate the Annual Block by Block Nacho Appreciation Party. The event is celebrated every March by BBB accounts nationwide to thank our ambassadors for their hard work. Operations Manager Tinea Adams went all out by renting a HOT Nacho Cheese dispenser and supplying all the fixings. Thank you to the team for another successful year!






Legion Corporation Overnight Security Patrol

Narrative Summary

Starting off the month of March, Legion Security Officers continued their efforts in curbing security issues facing the district. We have looked to increase our performance in dealing with quality-of-life issues, such as individuals loitering in front of commercial spaces in violation of 25 M.P.C. Oftentimes, individuals use storefronts to set up encampments as well as take part in vandalism of the building they are sitting in front of. When this is observed, Legion Security Officers take immediate action in educating the individuals of their violation, as well as offer information regarding resources for assistance, when applicable. In addition to identifying quality- of-life issues, Legion Security focuses on suspicious persons within the district who may be planning to burglarize or vandalize buildings. As we patrol, we perform security checks outside of the buildings making sure the integrity (such as the front door and windows) is intact. We take great pride in making the Union Square District a safer place for all and look forward to continuing to improve every day.

Monthly Highlight

On Friday March 17th at approximately 0240 hrs. Legion Security Officers received a call from Member Services for a wellbeing check on an individual. Legion Officers arrived and observed the individual who appeared to be having trouble breathing. SFFD was called for the individual. SFFD arrived and immediately treated this subject and transported them to the hospital.



Trespassing Advisement Before & After



Legion Corporation Overnight Security Patrol

2023	Jan	Feb	Mar	Apr	May	Jun	Jul	Aug	Sep	Oct	Nov	Dec	Total
Aggressive Panhandling	78	66	47										
Assault	1	7	11										
Burglary	0	0	0										
DUI	0	0	0										
Human Trafficking	0	0	0										
Illegal Dumping	12	25	28										
Indecent Exposure	36	39	42										
Mentally Disturbed	61	44	86										
Narcotic Use	175	158	176										
Noise Violation / Disturbing the Peace	9	32	37										
Open Container	63	41	16										
Property Damage	9	0	10										
Public Intoxication	20	32	12										
Selling w/o Permit	0	0	22										
Shop Lifting	0	0	4										
Sit/Lie Violation	238	242	237										
Theft	0	0	4										
Threats	3	4	4										
Traffic or Parking Violations	90	0	4										
Trespassing	167	168	220										
Vandalism	16	18	6										
Miscellaneous (Passing Calls)	2,665	2,687	2,125										
Totals:	3,643	3,563	3,091										

Before and After Photos

Before




O'Farrell Street

After



Campton Alley



Cyril Magnin Street

