

Operations Report

Union Square Alliance

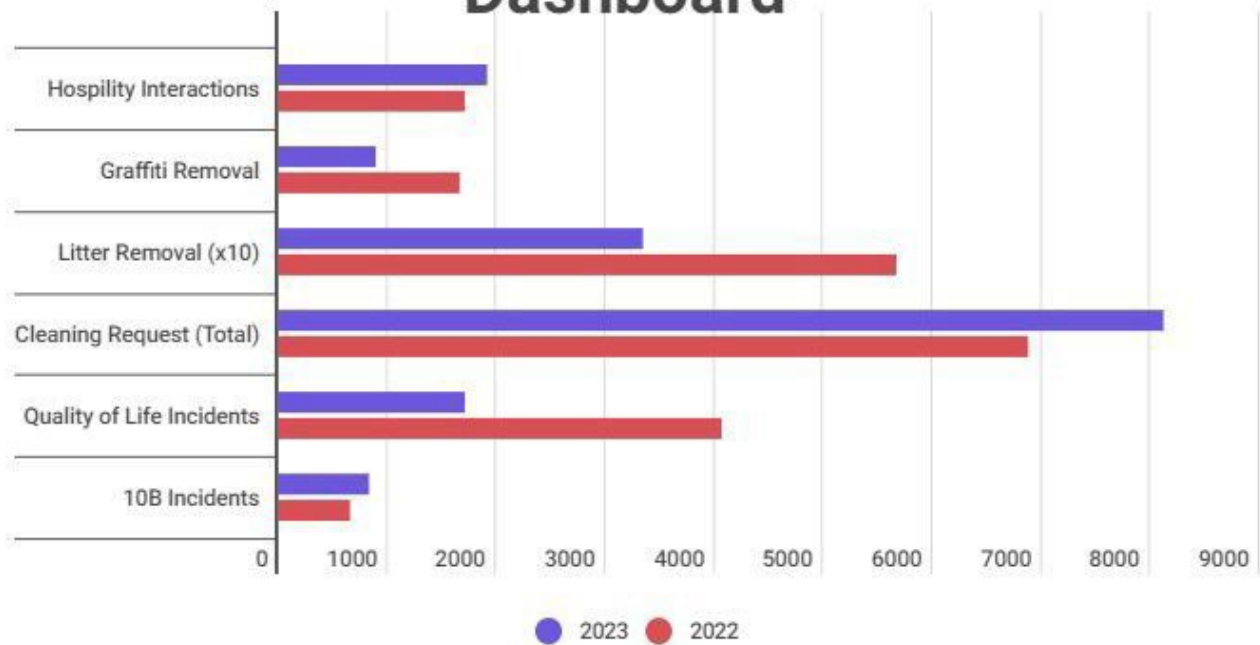
April 2023

UNION SQUARE ALLIANCE



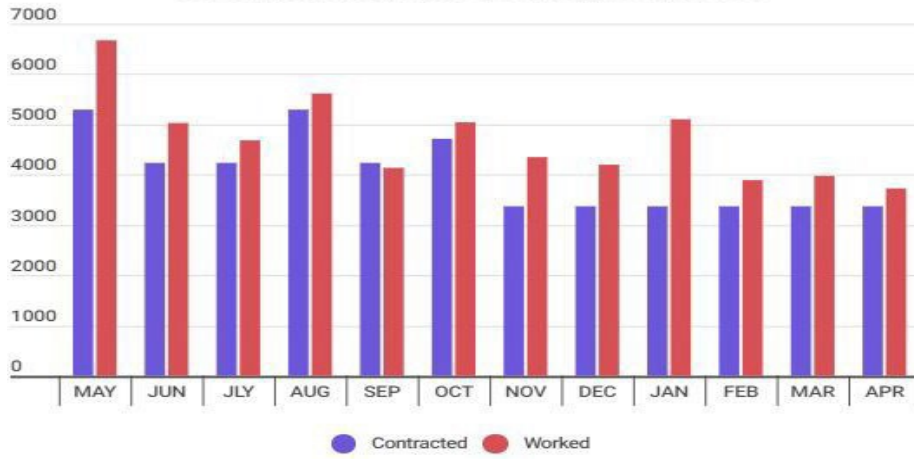
Charted Statistics & Overview

Dashboard

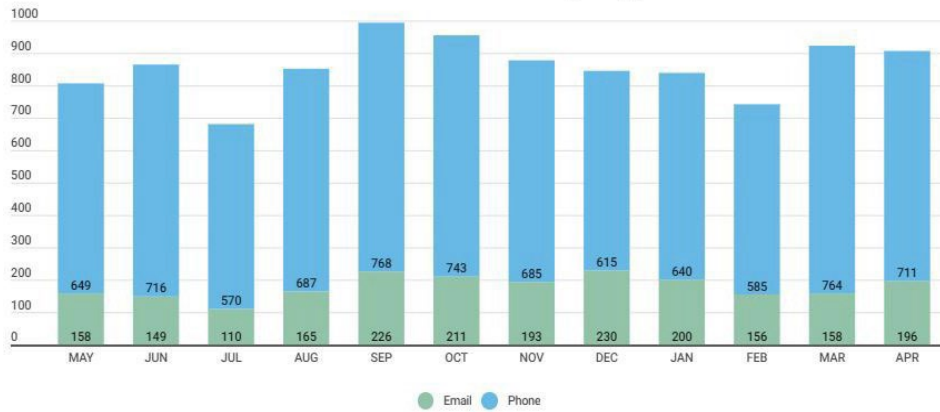


2022	2023	Overview
1,712	1,911	Hospitality Interactions: Increase by 12%.
1,672	895	Graffiti Removal: Decreased by -46%.
50,665	30,350	Litter Removal Total: Decreased by -41%.
6,878	8,121	Cleaning Requests: Increased by 18%.
4,071	1,709	Quality of Life Calls: Decreased by -58%.
653	833	10B Incidents: Increased by 28%.

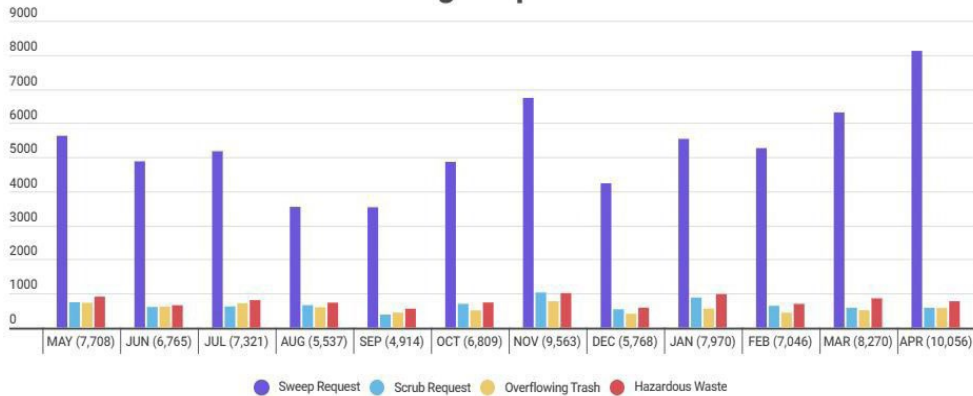
Contracted Hours vs Worked Hours



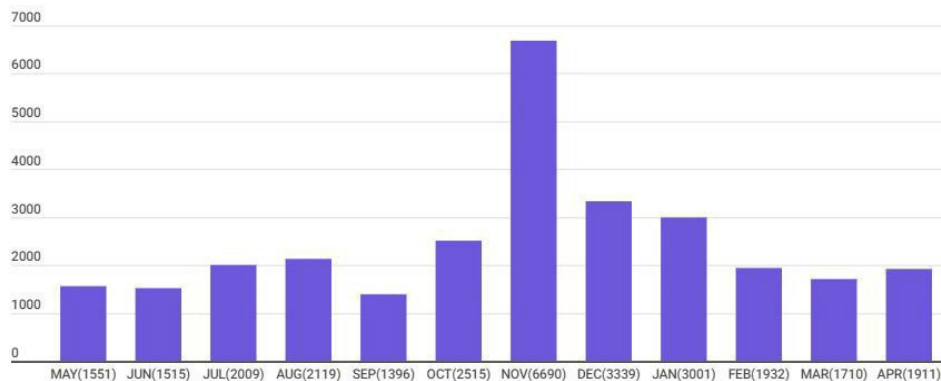
Call for Service by Type



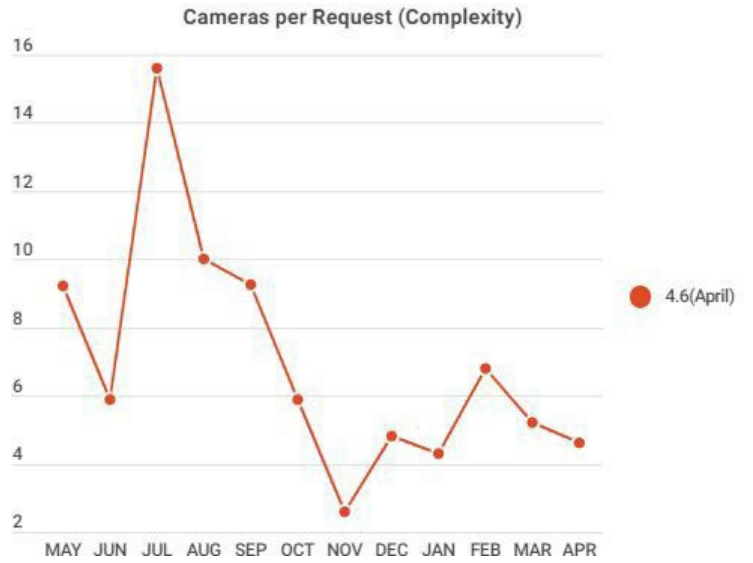
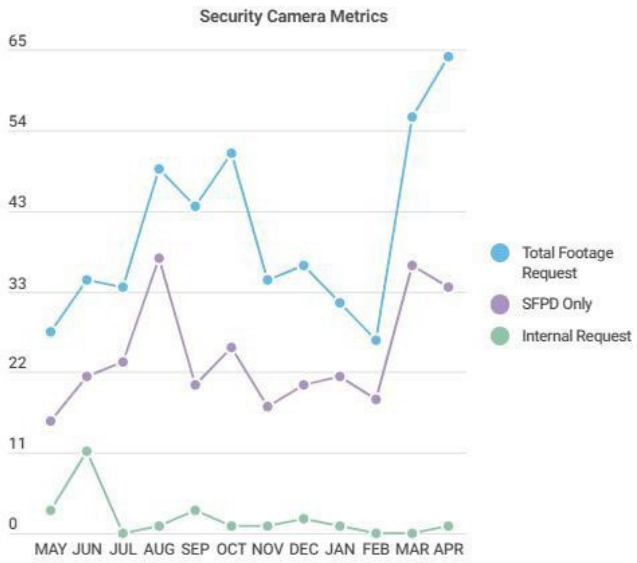
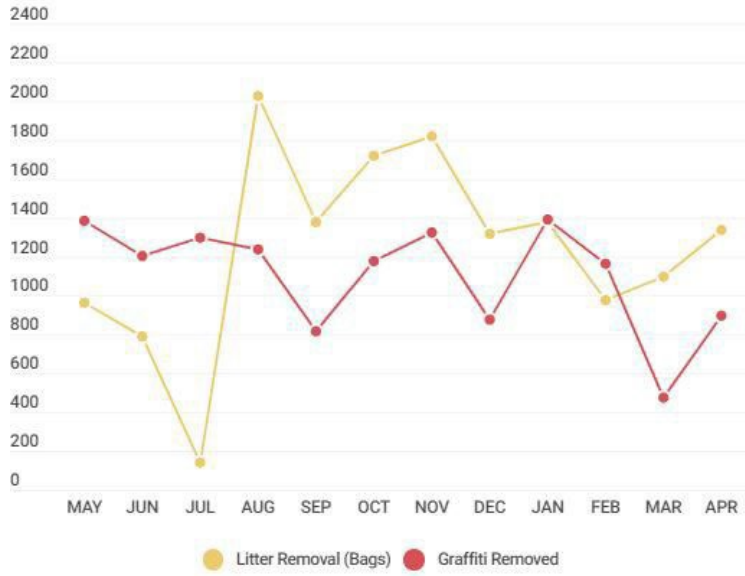
Cleaning Request



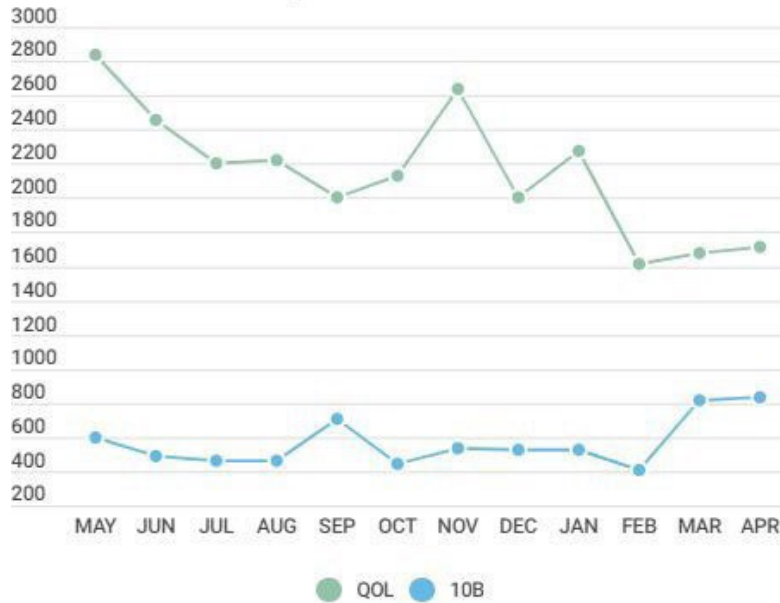
Directions - Total



Litter & Graffiti Removal



Quality of Life and 10B Incidents



Statistics and Data

Past 12 months	MAY	JUN	JUL	AUG	SEP	OCT	NOV	DEC	JAN	FEB	MAR	APR	Totals
Directions - Cleaning Ambassadors	920	812	1,045	1,203	669	1763	4,456	2,120	1,994	1316	1460	1577	20,432
Directions-Hospitality Ambassadors	502	538	727	702	658	694	1,836	745	642	468	247	329	8,684
Directions - Safety Ambassadors	129	165	237	214	69	58	398	474	365	148	3	5	2,284
Drunk and Disorderly	358	382	334	270	232	262	285	178	199	175	210	179	3,319
Graffiti Removed - Total	1,386	1,202	1,299	1,237	816	1,176	1,323	877	1,392	1,166	477	895	14,918
Hazardous Waste Clean-up (human)	908	657	808	734	557	739	1,015	584	985	698	861	776	10,611
Illegal Vending - Observed	159	1	97	71	61	78	132	328	96	49	25	28	1,380
Litter/Debris/Leaf Number of Bags	966	786	140	2,024	1,374	1,716	1,817	1,318	1,379	977	1,099	1,340	17,202
Litter/Debris/Leaf Weight in pounds	24,150	19,650	3,500	50,600	34,350	42,900	45,425	32,950	34,475	24,425	27,475	33,500	401,725
Mentally Disturbed	498	394	375	337	353	277	293	206	269	172	174	204	4,133
Noise Complaints (Amplified Sound)	13	14	10	113	107	93	78	55	105	62	70	65	797
Overflowing Trashcans Leveled	729	621	714	599	442	508	775	408	561	440	511	576	7,876
Panhandling - Aggressive	319	255	259	259	205	179	204	119	182	119	122	133	3,021
Safety Escorts	27	37	52	59	38	27	50	12	16	28	29	37	445
Safety Hazards - Needles	440	37	415	600	429	541	737	455	591	458	540	468	6,708
Scrub Requests	747	607	623	661	383	698	1,032	539	884	641	583	583	9,095
Sit/Lie/Sleep Non-Comply, Police Notified	354	314	256	234	227	339	447	319	486	356	391	364	4,766
Sit/Lie/Sleep; Comply	757	722	466	589	512	632	942	583	683	460	466	506	8,613
Sweep Requests	5,631	4,880	5,176	3543	3,532	4,864	6,741	4237	5,540	5,267	6,315	6,186	65,395
Trespass/25 MPC	381	376	403	352	306	272	256	216	258	217	220	230	3,815

Highlights

Ambassador of the Month

Congratulations to ambassador Luke Robinson. We are presenting him with April's Ambassador of the Month based on his hard work, and willingness to help wherever needed. Luke has been a cleaner, pressure washer and stepped in as a special projects/painter. Luke has consistently stepped up to fill in whenever needed and continues to help the Ambassador team with a myriad of projects. He is well- accepted by his peers, and management. Luke's excellence in providing quality service, hard work, and dedication is appreciated by all. Keep up the great work Luke.





Legion Corporation Overnight Security Patrol

Narrative Summary

In the month of April Legion guards strived to provide the highest level of security to Union Square. We have focused heavily on documenting our activity with the positive work that is happening within the district. With the warmer weather we have seen an uptick in the variety of foot traffic which has also led to increased homeless activity. We have observed and prevented multiple encampments from setting up in the district. The number of subjects coming into the area to sit on the sidewalk and partake in nefarious activity has also increased. Legion Security Officers have remained steadfast in keeping sidewalks and storefronts free and clear of such activity in addition to addressing all quality-of-life issues observed while on patrol. Our efforts are extensive in doing our part to make sure the Union Square District is a safe place for all to enjoy. We believe that our success in identifying hurdles and taking swift action aids in making the district better as a whole. Legion Security takes great pride in our efforts to assist in maintaining high standards for Union Square and all who come here.

Monthly Highlight

On April 28th at approximately 2000 hrs. Legion security Officers were on patrol when they observed an aggressive female individual making violent threats against bystanders in the area. The individual appeared to be living on the street. Legion Security approached her, asking her to leave the area. She did so without incident after the encounter with Legion security. SFPD was made aware of the situation.



Trespassing Advisement Before & After



Legion Corporation Overnight Security Patrol

2023	Jan	Feb	Mar	Apr	May	Jun	Jul	Aug	Sep	Oct	Nov	Dec	Total
Aggressive Panhandling	78	66	47	41									
Assault	1	7	11	6									
Burglary	0	0	0	1									
DUI	0	0	0	0									
Human Trafficking	0	0	0	0									
Illegal Dumping	12	25	28	31									
Indecent Exposure	36	39	42	44									
Mentally Disturbed	61	44	86	122									
Narcotic Use	175	158	176	162									
Noise Violation / Disturbing the Peace	9	32	37	56									
Open Container	63	41	16	41									
Property Damage	9	0	10	8									
Public Intoxication	20	32	12	45									
Selling w/o Permit	0	0	22	0									
Shop Lifting	0	0	4	0									
Sit/Lie Violation	238	242	237	432									
Theft	0	0	4	1									
Threats	3	4	4	2									
Traffic or Parking Violations	90	0	4	0									
Trespassing	167	168	220	177									
Vandalism	16	18	6	4									
Miscellaneous (Passing Calls)	2,665	2,687	2,125	1,879									
Totals:	3,643	3,563	3,091	3,052									

Before and After Photos

Before




Claude Lane

After



Stockton Street



Union Square Park

