


Operations Report

July 2024

**UNION
SQUARE**
ALLIANCE



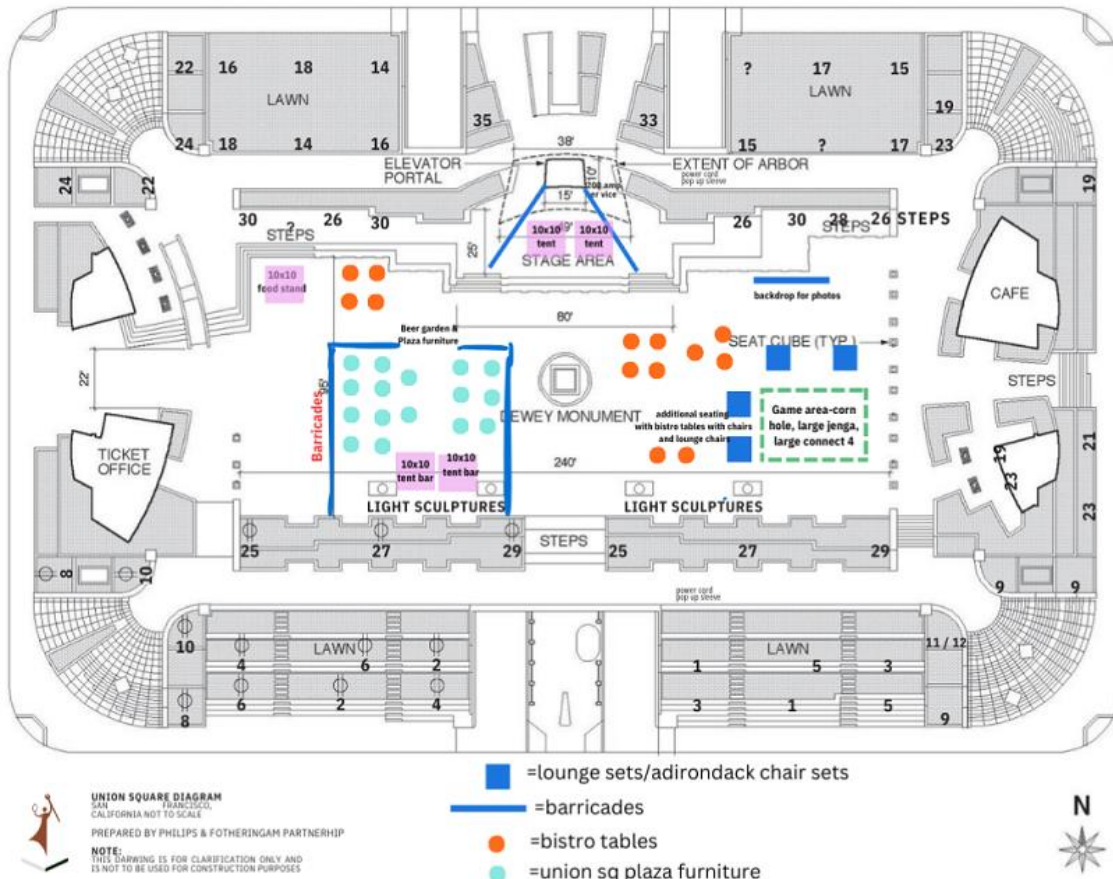
News & Updates

SF Live Thursday, July 11, 2024: Behind the Scenes with the Block By Block Team

The Block By Block team proudly plays an essential role in supporting the vibrant events hosted in Union Square Park. Working diligently behind the scenes, their efforts ensure each Union Square Alliance event runs smoothly and creates an enjoyable experience for all attendees.

While the layout for these events may seem simple, the logistics involved in setting up and breaking down are more complex than they appear. For a single event, the two-person team dedicates around three hours to the task, making multiple trips to various storage rooms to transport equipment and materials.

Their hard work and attention to detail ensure that everything is in place so that the community can come together and have a great time. Thanks to the Block By Block team's dedication, attendees can enjoy the festivities knowing that the next event will be just as well-organized and fun.



Statistics

Category	Feb	March	April	May	June	July	Total
Directions	788	940	924	786	1,338	1,201	4,776
Drunk & Disorderly	67	108	66	31	47	57	376
Graffiti Abated	751	675	765	840	910	1,039	4,980
Hazardous Waste Clean-Up (human)	405	416	501	432	444	336	2,534
Illegal vending - Observed	12	17	19	18	13	13	92
Litter/Debris/Leaf Number of Bags	527	520	733	705	680	565	3,730
Litter/Debris/Leaf Weight in Pound Number of Bags	13,175	13,000	18,325	17,625	17,000	14,125	79,125
Mentally Disturbed	119	143	144	159	104	77	746
Noise Complaints	33	53	57	24	32	34	233
Overflowing Trashcans	185	208	286	294	253	202	1,428
Panhandling - Aggressive	55	54	78	71	35	62	355
Safety Escorts	4	15	4	7	4	9	43
Safety Hazards - Needles	187	129	239	177	130	144	1,006
Scrub Requests	298	274	377	453	430	331	2,163
Sit/Lie/Sleep - Comply	138	140	175	138	221	195	1,007
Sit/Lie/Sleep - Non Comply	173	208	136	174	74	176	941
Sweep Requests	1,078	6,315	1,882	2,265	2,424	2,317	16,281
Trespass/25 MPC	106	145	92	117	128	234	822

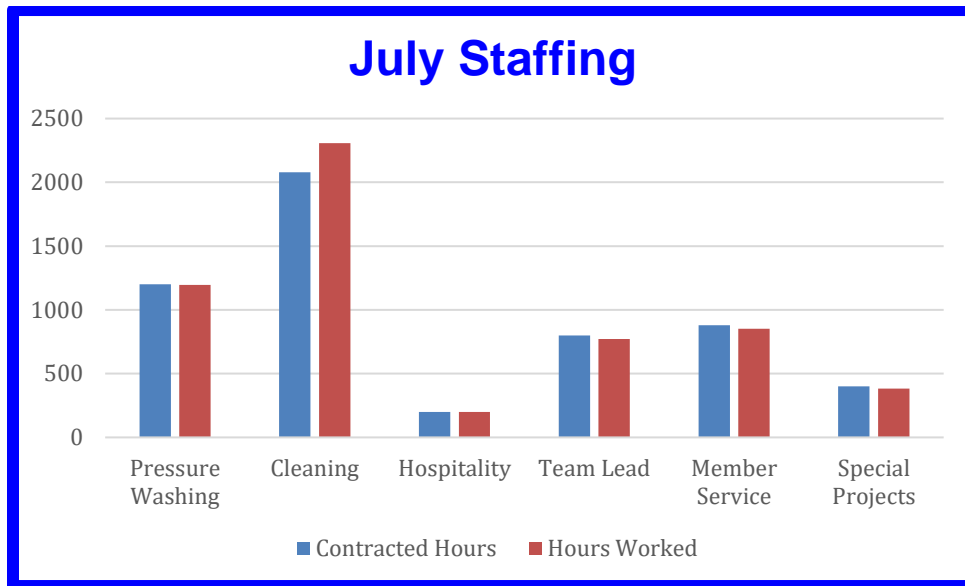
Previous 6 Months Requests for Video Footage

	Feb	March	April	May	June	July
Footage Requests	31	30	25	33	32	33
SFPD Only	21	27	17	28	26	28
External Requests	10	3	8	5	5	5
Internal Requests	0	0	0	1	1	0
Avg. Cameras Per Request (complexity)	6.2	6.1	5.3	7.8	9	7.8

July 10b Officer Statistics	
Title	Total Number
Aggressive Panhandling	47
Assaults	1
Burglary	0
DUI	0
Indecent Exposure	28
Mentally Disturbed	49
Narcotics	21
Noise Violations/Disturbing the Peace	10
Open Container	17
Property Damage	5
Public Intoxication	3
Selling W/O Permit	0
Shop Lifting	16
Sit/Lie Violations	160
Theft	12
Threats	0
Traffic/Parking Violations	50
Trespassing	55
Vandalism	0
Warrants	0
Total	474

Staffing

July 2024	Contracted Hours	Hours Worked
Pressure Washing	1200	1195.07
Cleaning	2080	2307.24
Hospitality	200	199.96
Team Lead	800	772.42
Member Service	880	851.52
Special Projects	400	383.11
Total	5560	5709.32



July Ambassador of the Month Tanisha Blackwell




Ms. Blackwell has a unique and inspiring history in Union Square. Her journey began as a security patrol officer for the Union Square contractor, Legion Security. After nearly a year with Legion, Ms. Blackwell sought to expand her role and income by joining the Union Square District as a Block By Block Ambassador.

In early 2024, Ms. Blackwell and Legion Security parted ways. Although this transition was challenging, Ms. Blackwell faced it head-on, demonstrating remarkable resilience that set a positive example for everyone around her.

Since then, Ms. Blackwell's proactive approach, infectious personality, and dedication to her responsibilities have been nothing short of refreshing. If you ask other ambassadors about her, "intense" is a word that often comes up—a testament to her passion and drive. We are incredibly grateful for Ms. Blackwell's unwavering commitment and thank her for her outstanding dedication to the job.

Before and After Photos





Coming soon:

We are excited to launch a 908 project where our team, in collaboration with the alliance, identifies areas to be deliberately targeted due to persistent issues. The teams will patrol along prescribed intervals to address common issues at identified "Hot Spots". We will begin on Monday 12 August, we intend to use the remainder of August testing the selected sites, prescribed intervals by shift, documentation and reporting. The goal is to be able to begin capturing data in earning September 1 in order to report in October.

We will begin with the below locations:

167 Powell St
138 Cyril Magnin St
Elwood Alley (272 O'Farrell St)
Derby Alley (518 Taylor St)
414 Mason St
400 Geary St
415 Geary St
Shannon Alley (535 Geary St)
491 Post St
400 Post St
424 Powell St
525 Sutter St
441 Sutter St
400 Sutter St
390 Sutter St
444 Stockton St
314 Sutter St"
Claude Alley (214 Sutter St)
Harlan Alley (334 Grant Ave)
Campton Alley (340 Stockton St)



2024	May	June	July
Dispatches	476	480	389
Aggressive Panhandling	53	18	18
Assault	2	5	1
Burglary	0	5	0
DUI	0	0	0
Human Trafficking	3	1	0
Illegal Dumping	16	15	11
Indecent Exposure	61	51	8
Mentally Disturbed	165	180	98
Narcotic Use	257	227	75
Noise Violation / Disturbing the Peace	71	48	16
Open Container	21	12	14
Property Damage	17	2	8
Public Intoxication	52	92	23
Selling w/o Permit	1	1	0
Shoplifting	13	4	1
Sit/Lie Violation	312	149	176
Theft	1	5	4
Threats	19	15	17
Traffic or Parking Violation	4	5	0
Trespassing	153	239	179
Vandalism	7	14	4
Miscellaneous (Passing Calls)	1874	1300	1490
Hospitality Encounters	320	367	213
Totals:	3898	3235	2745